

Pass Thru Cabinets

Pass Thru Cabinets helps control contaminants entering the clean room during pick-up and delivery of products or supplies. Delivery personnel and contaminants remain outside the clean room; therefore yield and productivity is increased because personnel remain clean and on the job.

Standard doors are 1/2" thick clear acrylic with aluminum handles, full length piano hinge, manual interlock, tension catch and are gasketed for positive seal.

Ordering Information, standard sizes and mounting options are on the following page.

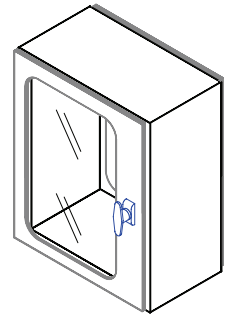
Several material combinations are available:

- White high pressure laminate on all interior and exterior surfaces with 3/4" thick, high density particle board core for widths up to 28". Larger Pass Thru Cabinets have a 1" thick core for structural integrity.
- All steel construction with white powdercoat finish.
- White high pressure laminate on all exterior surfaces with stainless steel liner.
- All stainless steel construction.

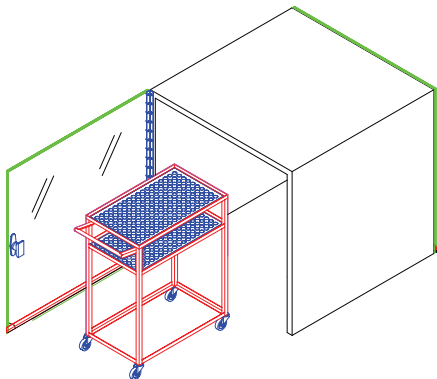
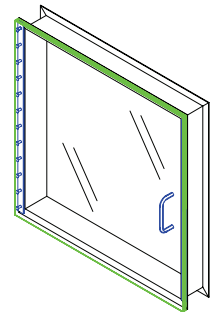
We offer custom designed Pass Thru Cabinets to meet unique requirements. Some of these designs are illustrated on these pages. Consult with the factory for more information.



Custom Pass Thru Cabinet With Interior and Exterior Stainless Steel Frame

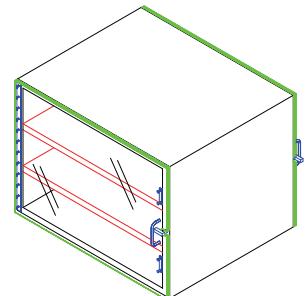


Custom Pass Thru Cabinet for Flush Wall Mount



Custom Pass Thru Cabinet for Lab Cart access at Floor Level

Custom Pass Thru Cabinet With Two Shelves and Laminated Frame



Pass Thru Cabinets

Ordering Information For Standard Units:

Note: All Pass Thru Cabinets are shipped in a wooden crate.

Exterior Dimensions H W D	White Laminate on All Interior and Exterior Surfaces	All Steel Construction with White Powder Coat Finish	Stainless Steel Interior Liner, White Laminate on All Exterior Surfaces	All Stainless Steel Construction
	Model No.	Model No.	Model No.	Model No.
12"x 12"x 12"	15100	15200	15300	15400
12"x 12"x 18"	15101	15201	15301	15401
14"x 14"x 18"	15102	15202	15302	15402
18"x 18"x 18"	15103	15203	15303	15403
24"x 24"x 24"	15104	15204	15304	15404
24"x 30"x 24"	15105	15205	15305	15405
30"x 30"x 30"*	15106	15206	15306	15406
30"x 30"x 36"*	15107	15207	15307	15407
36"x 36"x 36"*	15108	15208	15308	15408

* With 1" thick core.

NOTE: Add approximately 4" to the depth dimension to include doors and handles. Rough cut hole in wall should be 1/8"-1/4" larger than O.D. of the Pass Thru Unit.

Ordering Information For Mounting Components:

- 15900 Mounting Trim, White Painted Aluminum. (See Fig. 1)
- 15901 Mounting Trim, Stainless Steel. (See Fig. 1)
- 15902 Support Gussets, (2 req'd) for 12"-18" depth Offset Mount. (See Fig. 2)
- 15903 Support Gussets, (2 req'd) for 24" depth. (See Fig. 2)
- 15904 Support Gussets, (2 req'd) for 30"-36" depth. (See Fig. 2)
- 15907 Support Gussets, Center Mount. (See Fig. 3)

Consult with the factory for correct lengths.

Cleaning and Maintenance Instructions:

Use Stryk-It Cleanroom and Laboratory Cleaner with a lint free cloth. Do not use any abrasive or any type of cleaner containing alcohol or ammonia which will cause severe cracking or "crazing" and will void the warranty on the component and/or structure.

Consult with the factory for more information about Stryk-It products.

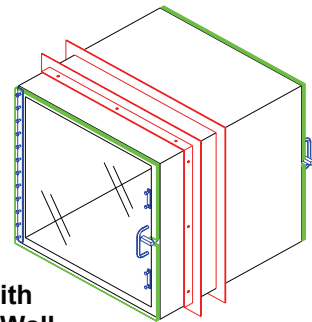
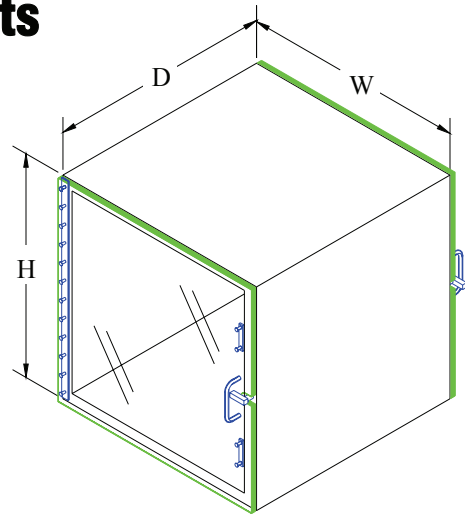


Fig. 1
Shown with
Optional Wall
Mounting Trim

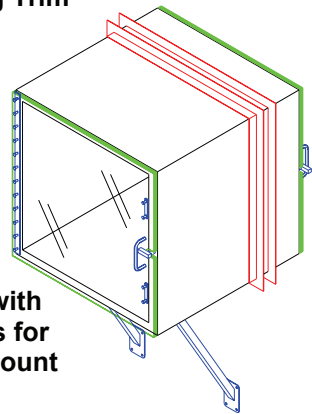


Fig. 2
Shown with
Brackets for
Offset Mount

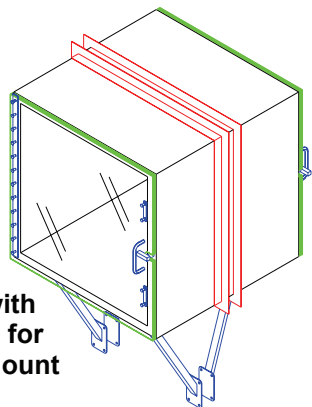


Fig. 3
Shown with
Brackets for
Center Mount